







# Evaluating the Quality of Exploratory Talk

## Success Criteria

Talk Skill	Example	Tick each time you observe the behaviour
<b>Instigate:</b> To begin the discussion, involve others and move the conversation in a different direction 	<ul style="list-style-type: none"> <li>'I think the first thing we should consider is...'</li> <li>'Ok, to begin with, let's talk about...'</li> <li>'Jenny, what's your view on this...'</li> <li>'How about we circle back to the idea of... as we didn't explore it in much detail'</li> <li>'Shall we move on to consider...'</li> </ul>	
<b>Clarify:</b> To make things clearer and to simplify things 	<ul style="list-style-type: none"> <li>'What do you mean when you say...?'</li> <li>'Could you tell me more about...?'</li> <li>'Does that mean that...?'</li> </ul>	
<b>Build</b> To develop, add to or run with an idea, and make connections between ideas 	<ul style="list-style-type: none"> <li>'I agree and I'd like to add...'</li> <li>'Building on that idea...'</li> <li>'That idea is picked up elsewhere in the novel...'</li> <li>'That's quite similar / different to...'</li> </ul>	
<b>Probe</b> To dig deeper into the argument, asking for evidence or justification of ideas 	<ul style="list-style-type: none"> <li>'What evidence do you have to support that?'</li> <li>'How did you come to that conclusion?'</li> </ul>	
<b>Challenge</b> To disagree with, or to present an alternative argument 	<ul style="list-style-type: none"> <li>'Yes, but...'</li> <li>'You mentioned X but what about...'</li> <li>'I disagree. Have you considered...'</li> </ul>	
<b>Summarise</b> To present reflections on the discussion, or to offer a conclusion or balanced assessment of the main points. 	<ul style="list-style-type: none"> <li>'Overall, the main points we've covered so far are...'</li> <li>'From today's discussion, it's clear that...'</li> </ul>	

